

**BARBECUES :
PLANCHA BF L - LX**



PLANCHA BF L

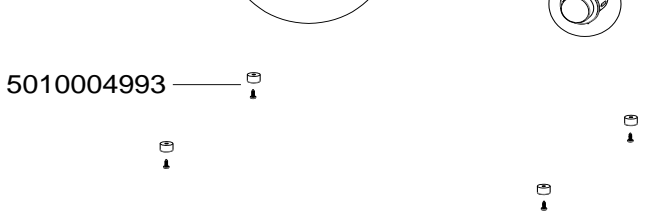
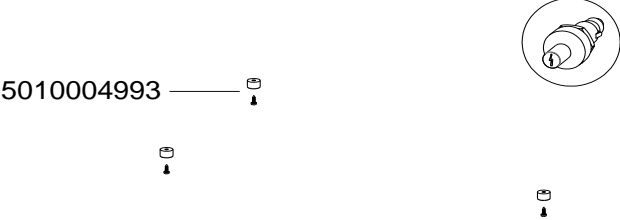
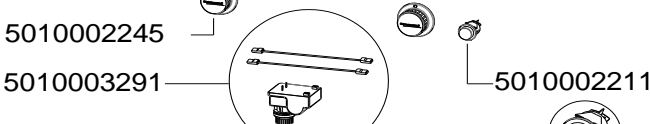
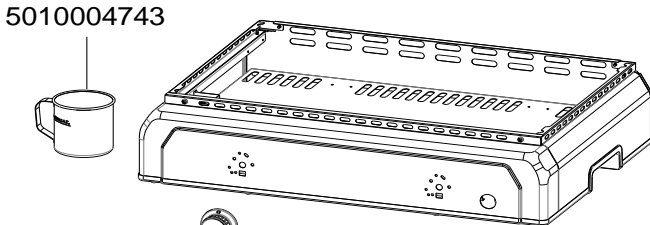
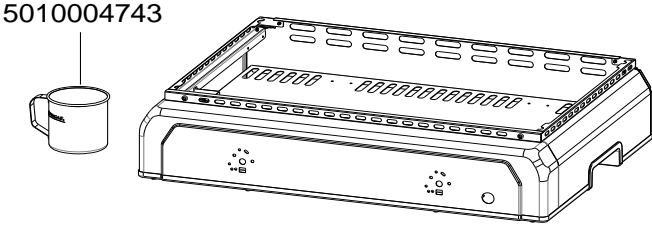
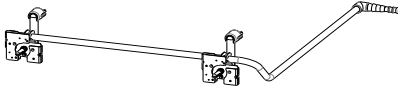
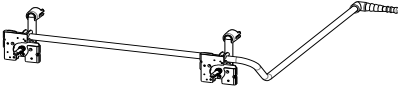
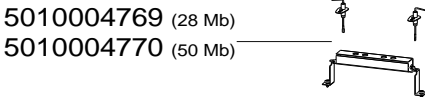
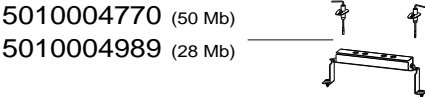
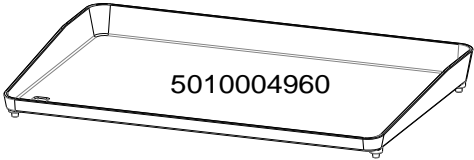
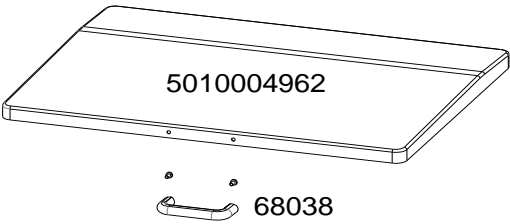
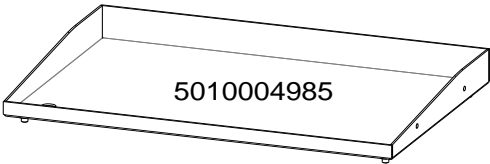


PLANCHA BF LX

BARBECUES : PLANCHA BF L - LX

PLANCHA BF L

PLANCHA BF LX



BARBECUES : PLANCHA BF L - LX

SPARE PARTS REF.	POINTS	EN DESCRIPTIONS	FR DESCRIPTIONS	PLANCHA BF L	PLANCHA BF LX
68038	60	LID HANDLE + SCREWS	POIGNEE COUVERCLE + VIS		X
5010002211	40	PUSH BUTTON ELECTRONIC IGNITOR	BOUTTON POUSSOIR TRAIN D'ETINCELLES		X
5010002245	50	KNOB (x2)	VOLANT (x2)	X	X
5010003291	160	ELECTRONIC IGNITION SET (2 OUTLETS)	KIT ALLUMAGE ELECTRONIQUE (2 SORTIES)		X
5010004742	100	STAINLESS STEEL BURNER 28MB AND 50MB	BRULEUR INOX 28MB ET 50MB	X	X
5010004743	50	GREASE CAN	POT A GRAISSE	X	X
5010004769	70	ELECTRODES + HOUSING 28 Mb	ELECTRODES + SUPPORT 28 Mb		X
5010004770	70	ELECTRODES + HOUSING 50 Mb	ELECTRODES + SUPPORT 50 Mb	X	X
5010004960	500	ENAMELLED CAST IRON GRIDDLE	PLAQUE FONTE EMAILLEE		X
5010004962	150	LID	COUVERCLE		X
5010004985	350	ENAMELLED STEEL GRIDDLE	PLAQUE ACIER EMAILLE	X	
5010004989	60	ELECTRODES + HOUSING 28 Mb	ELECTRODES + SUPPORT 28 Mb	X	
5010004993	40	FEET (x4) + SCREWS	PIED (x4) + VIS	X	X
5010005365	50	PIEZO DOUBLE	PIEZO DOUBLE	X	