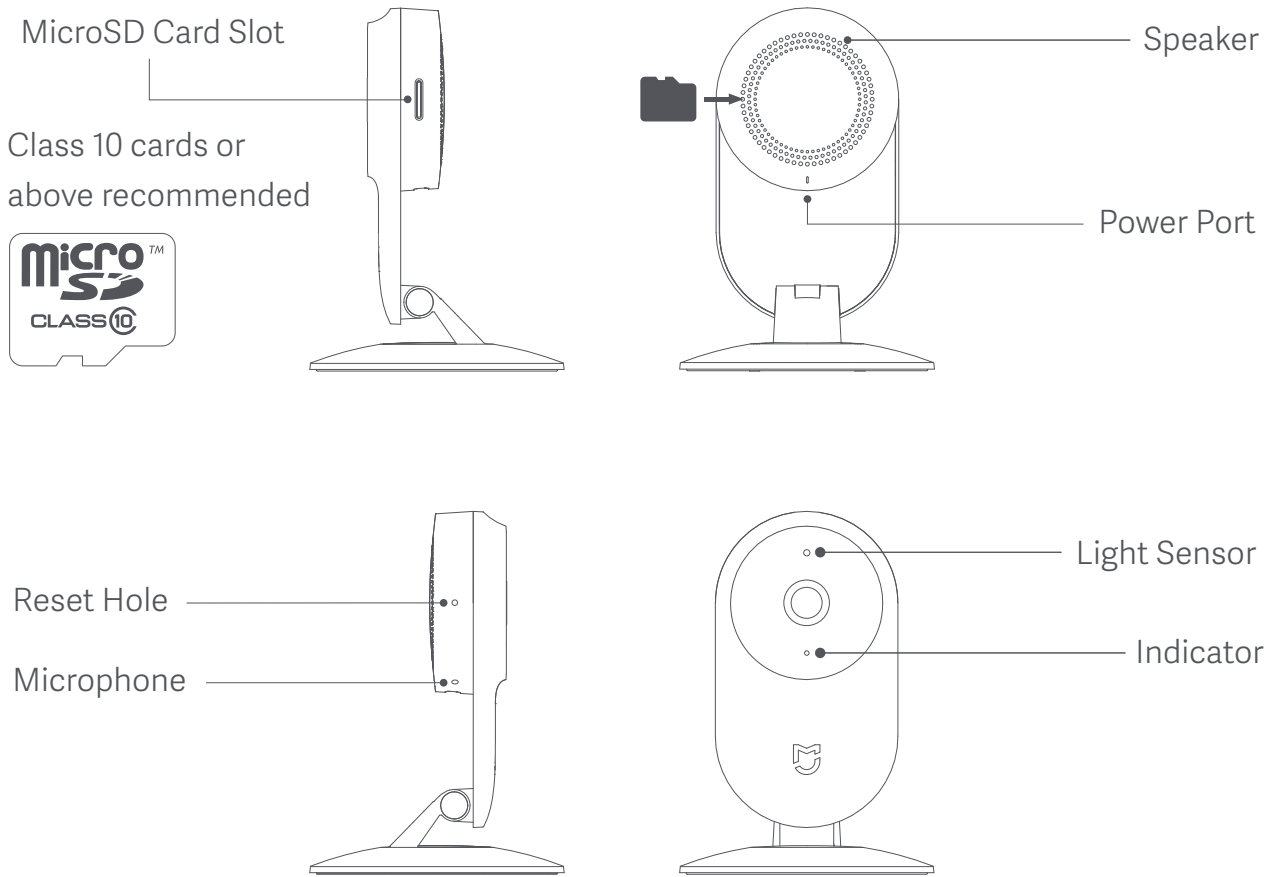




Mi Home Security Camera User Manual

Learn about Mi Home Security Camera



Specifications

Product name: Mi Home Security Camera

Model: SXJ01ZM

Input: 5V $\overline{\text{---}}$ 2A

Resolution: 1080p

Lens: 130° wide angle

Power consumption: 5.0W (MAX)

Operating temperature: -10°C ~ 40°C

Local storage: MicroSD card (Class 4 cards or above, up to 64 GB), NAS storage

Wireless connections: Wi-Fi 802.11b/g/n 2.4GHz/5GHz, Bluetooth Low Energy

Devices supported: devices that run Android 4.0, iOS 8.0 or above

Package contents: Mi Home Security Camera x1, power adapter x1, user manual x1

Resetting

Insert a straightened tool into the reset hole until the orange indicator turns on, indicating that the device is set to factory defaults.

Status indicator description

Orange light on: powered on

Orange indicator fast blinks: to be connected

Blue light blinks: connecting

Solid blue light: connected

Orange light slowly blinks: software upgrading

Quick Setup

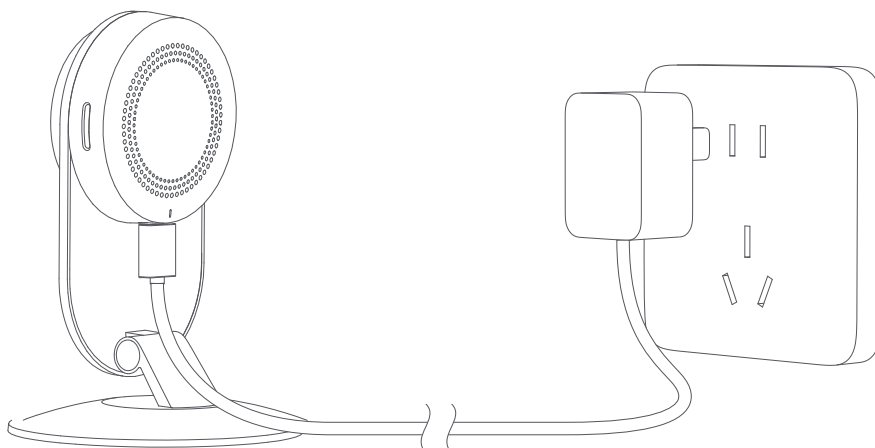
Control your device and interact it with other smart home devices in Mi Home App.

1. Download Mi Home App.

Scan the QR code or go to App store to download Mi Home App.

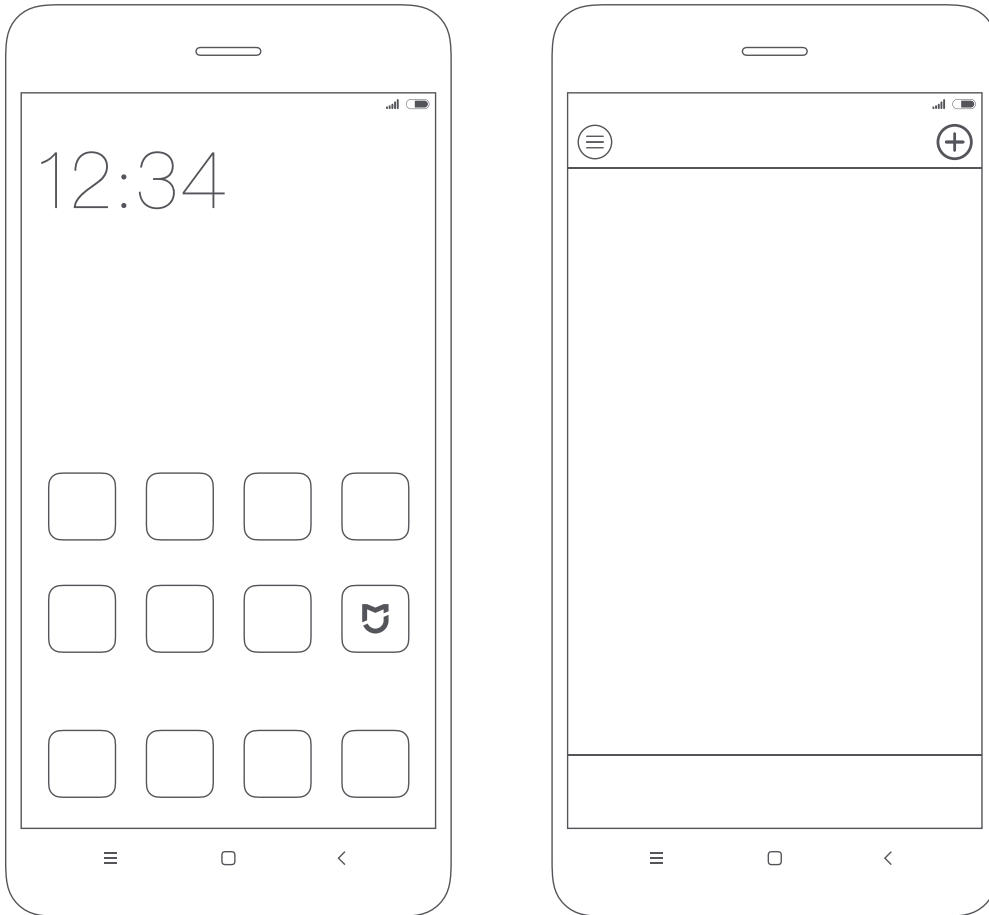


2. Plug into a power supply.



3. Add a device.

Open "My devices" in Mi Home App, select "+" on the upper right, and follow prompts to add the device.



Precautions

- Ensure that the device is within Wi-Fi coverage.
- Keep away from electromagnetic radiation sources.
- Avoid direct light at close range.
- Make sure there are no close shelters around the device.
- Changes or modifications not expressly approved by the party responsible for compliance could void the user's authority to operate the equipment.

Principal: Xiaomi Communications Co., Ltd.

Manufacturer: Zimi Corporation (a Mi Ecosystem Company)

Address: 159 Chengjiang Road Unit A913, Jiangyin, Jiangsu, China



FCC

This equipment has been tested and found to comply with the limits for a Class B digital device, pursuant to part 15 of the FCC Rules. These limits are designed to provide reasonable protection against harmful interference in a residential installation. This equipment generates, uses and can radiate radio frequency energy and, if not installed and used in accordance with the instructions, may cause harmful interference to radio communications. However, there is no guarantee that interference will not occur in a particular installation. If this equipment does cause harmful interference to radio or television reception, which can be determined by turning the equipment off and on, the user is encouraged to try to correct the interference by one or more of the following measures:

- Reorient or relocate the receiving antenna.
- Increase the separation between the equipment and receiver.
- Connect the equipment into an outlet on a circuit different from that to which the receiver is connected.
- Consult the dealer or an experienced radio/ TV technician for help.

This device complies with Part 15 of the FCC Rules. Operation is subject to the following two conditions:

1. This device may not cause harmful interference,
2. This device must accept any interference received, including interference that may cause undesired operation.

MPE Requirements

To satisfy FCC RF exposure requirements, a separation distance of 20cm or more should be maintained between the antenna of this device and persons during operation. To ensure compliance, operations at closer than this distance is not recommended.

Key Features



Full HD (1080p) picture quality to display every detail on the screen.



High frame rate (20fps/15fps at day/night), ultra-low bit rate.



130° ultra-wide angle lens for extended field of view.



8 x 940nm IR lamps and 14mil wafer LED to provide ultra-long night vision range.



WDR mode supported to adapt to wider application scenarios.



5G/2.4G Wi-Fi to ensure more stable and faster data transmission.



Bluetooth supported,
close up Mi Band 2 and iphone to automatically shut off surveillance.



NAS (including routers with hard disk and the NAS server) for professional and secure storage.