

RGBIC WIFI+IR Music Digital Strip kit



1 × power adapter, 1 × smart controller, 1 × 5m LED strip, 1 × user manual, 3M adhesive x 1, remote control x 1

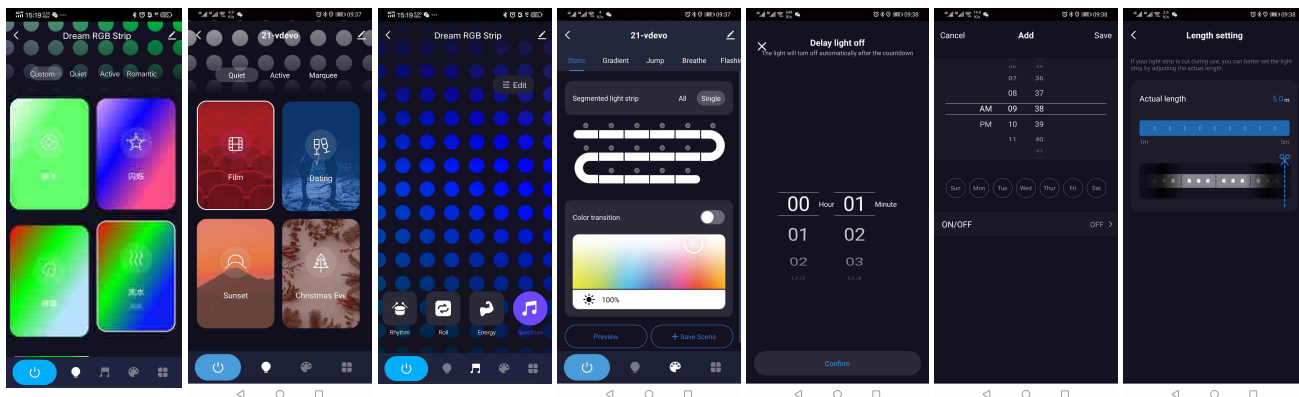
Product Function

- ▶ 16 million colors for options, there is always a color that suits your mood;
- ▶ Wi-Fi+BLE dual mode communications, faster internet connection, Wi-Fi or Bluetooth control after connection.
- ▶ Remote control available after connected.
- ▶ 5m/roll RGB+IC digital LED strip, APP controls various magic color effects like rainbow and running water etc.
- ▶ Third party intelligent voice control supported, work with Alexa, Google Assistant etc.
- ▶ Music mode: Embedded music sensor, the light will synchronized change along with the rhythm
- ▶ The 19-key infrared remote can control 4 kinds of music modes as illusion, flowing water, and other functions.

Product Parameters

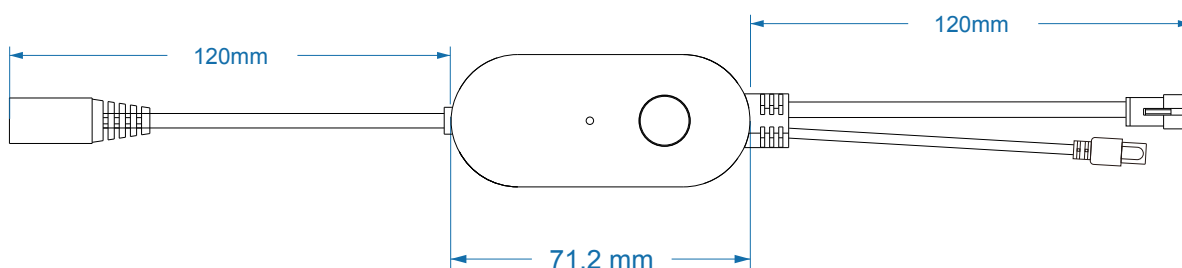
| Plug-in power adapter | | Smart Controller | | LED strip | |
|-----------------------|--------------------|-------------------|------------------------|--------------|-----------------------|
| Plug type | US plug | Model | SCWSC6-23 | Model | CL-5050RGB024HL12-W10 |
| Input voltage | 100-240VAC 50-60Hz | Voltage | DC 12V | Voltage | DC 12V |
| Plug type | EU / AU / UK plug | Colour | RGB | Colour | RGB |
| Input voltage | 220-240VAC 50-60Hz | Current | Max. 1.5A | Power | Max.18W |
| Output voltage | DC 12V | Power | Max. 18W | IP rating | IP65 |
| Current | Max. 1.5A | Connection | APP (Smart Life) +IR | LED QTY | 120 LEDs / 5m |
| Power | Max. 18W | IP rating | IP40 | Min Cut-Size | 125 mm |
| | | Dimension | W71.2*L32*H13.5mm | Dimension | W10*L5000 mm |
| | | Sorting interface | V+ DIN V- | | |

APP Features



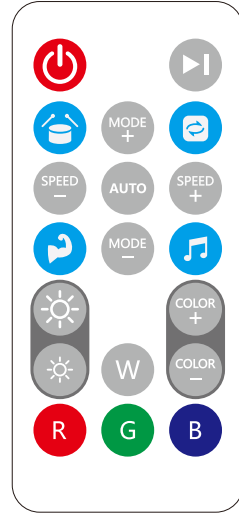
QR code for APP download

Product Size



Product introduction:

The 19-key infrared remote control can remotely realize various modes such as lamps and lanterns, illusion flowing water, music and other functions. Remote control music 4 kinds of music modes.


Product parameters:

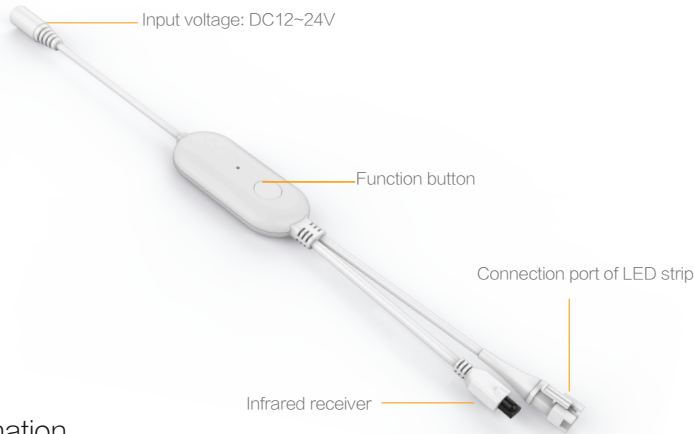
Power supply mode: button battery, 3V voltage input.

Control distance: 5-8 meters under open conditions.

Controller operation introduction: Remove the PVC sheet at bottom of the remote control before using it. When the led strip light is flashing, the APP will give priority to connect the network.

| Features | action | Remote control buttons |
|------------------------|--------|------------------------|
| Turn on/off | press | |
| Music mode pause/start | press | |
| Speed/sensitivity | press | |
| Dynamic mode switching | press | |
| Music mode | press | |
| Automatic mode | press | |
| Brightness adjustment | press | |
| Static color switching | press | |
| W R G B | press | |

Smart Controller



Attention

1. Please start the APP(Smart Life) for operation according to the user manual.
2. Make sure the WIFI signal is stable and running at 2.4GHz of frequency.
3. The input voltage of the LED strip should be the same as the output voltage of the power adapter and smart controller.
4. The APP of Smart Life compatible with both Android and IOS systems.
5. Remote control after connecting to the internet.
6. If the lights do not react to the operation, it might be caused by the unstable WIFI signal. Please wait and operate again after the WIFI signal become normal.
7. The accessories not included in the kit set, please contact our sales

Package information

| Model | Color Box size | Carton size | Qty/ctn | G.W/ctn |
|-------------|----------------|----------------|---------|---------|
| STWSC6-23T5 | 170*170*70mm | 360*360*370 mm | 20PCS | 9.6KG |

Product connection diagram

1. Download the APP: Smart Life. The APP compatible with both Android and IOS systems;
2. Install the LED strip to the specified position, and connect the LED strip to the smart controller and power adapter.
3. Pairing the APP to the smart controller with WIFI signals according to the user manual.

