
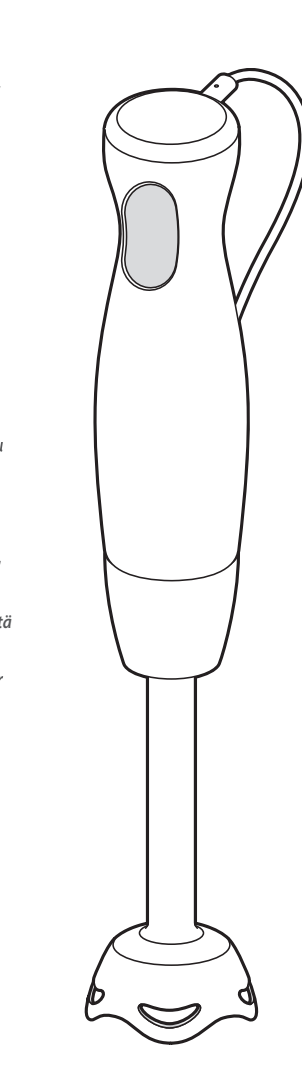
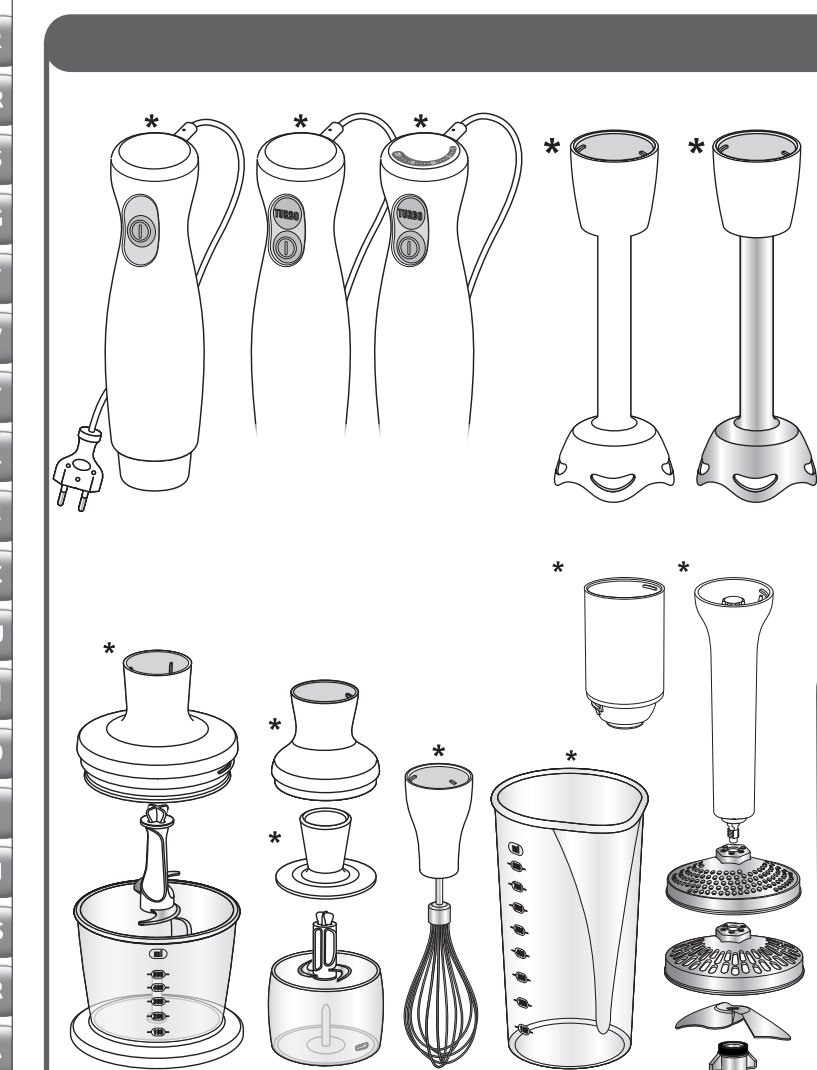


FR Lire attentivement le livret consignes de sécurité et ce livret avant la première utilisation
EN Read safety instructions and booklet carefully before using for the first time.
DE Lesen Sie vor der ersten Benutzung die Sicherheitshinweise und die Broschüre sorgfältig durch.



Sr Pre prvo upotrebe pažljivo pročitajte knjižicu s bezbednosnim uputstvima i ovu knjižicu.
Molimo da prije prvog korištenja pažljivo pročitate sigurnosne upute i priručnik za korištenje.
Prije prve upotrebe pročitajte knjižicu sa sigurnosnim uputama i knjižicu u upotrebi.



\* Selon modèle/Depending on model
Je nach Modell/Afhankelijk van het model
Secondo il modello/En función del modelo
Consoante o modelo/ανάλογα με το μοντέλο
Modelafhængig/Beroende på modell
Mallista riippuen/Avhengig om modell
Modele göre/V závislosti od modelu
залежно від моделі/у залежності від моделі
in functie de model/Glede na model
U závislosti od modelu/Ovisno o modelu / Ovisno o modelu
В зависимости от модели /Soltvaalt modelist
Atbilstoši modelim/Priklusomai nuo modelio
Podľa modelu/Modellti függően
ແຕ່ລາງຢ່າງໃນແຕ່ລະຮຸນ / 모델에 따라 다름
Tùy theo mô/型号而定
Bergantung pada model
بر حسب مدل/حسب الموزن

2.1 and 2.2 sections with images showing correct (1, 2) and incorrect (3, 4, 5, 6, 7, 8) ways to use the mixer, including a 500ml limit and turbo mode.

3 section with images showing correct (1, 2) and incorrect (3, 4) ways to use the mixer with a 450/500/600ml limit.

4 section with images showing correct (1, 2) and incorrect (3) ways to use the mixer with a 150ml limit.

5 section with images showing correct (1, 2, 3) and incorrect (4, 5) ways to use the whisk attachment.

6 section with images showing correct (1, 2) and incorrect (3) ways to use the beaters.

Table of 3 rows and 4 columns showing compatibility of attachments with different mixer models. Checkmarks (✓) indicate compatibility, while crosses (✗) indicate incompatibility.

Table of 2 rows and 4 columns showing compatibility of attachments with different mixer models. Checkmarks (✓) indicate compatibility, while crosses (✗) indicate incompatibility.

Table with 3 columns: Attachment, Model/Power, and Time/Weight. Lists various attachments like Turbo, Turbo+, and TurboMax with their corresponding specifications.

Si votre appareil ne fonctionne pas, vérifiez qu'il soit bien connecté au secteur, que le cordon soit en bon état. Votre appareil ne fonctionne toujours pas? Adressez-vous à un centre service agréé (voir liste dans le livret service).
Om apparaten inte fungerar, kontrollera att den är ansluten till elnätet och att sladden är i gott skick. Är det något fel? Kontakta den auktoriserade servicecentret (se listan i servicebrevet).