



## User Manual

## Refrigerator-Freezer

HTF-540DGG7  
HTF-540DP7  
HTF-520WP7  
HTF-520IP7  
HCR5919FOPG  
HCR5919ENMB  
HCR5919EHMB  
HCR5919ENMP  
HCR5919EHMP

**Haier**

EN

## Thank you for purchasing a Haier Product.

Please read these instructions carefully before using this appliance. The instructions contain important information which will help you get the best out of the appliance and ensure safe and proper installation, use and maintenance.

Keep this manual in a convenient place so you can always refer to it for the safe and proper use of the appliance.

If you sell the appliance, give it away, or leave it behind when you move house, make sure you also pass this manual so that the new owner can become familiar with the appliance and safety warnings.



### Legend

**Warning – Important Safety information**



General information and tips



Environmental information



### Disposal

Help protect the environment and human health. Put the packaging in applicable containers to recycle it. Help to recycle waste of electrical and electronic appliances. Do not dispose appliances marked with this symbol with the household waste. Return the product to your local recycling facility or contact your municipal office.



### **WARNING!**

#### **Risk of injury or suffocation!**

Refrigerants and gases must be disposed of professionally. Ensure that the tubing of the refrigerant circuit is not damaged before being properly disposed of. Disconnect the appliance from the mains supply. Cut off the mains cable and dispose of it. Remove the trays and drawers as well as the door catch and seals, to prevent children and pets to get closed in the appliance.

Old appliances still have some residual value. An environmentally friendly method of disposal will ensure that valuable raw materials can be recovered and used again.

Cyclopentane, a flammable substance not harmful to ozone, is used as an expander for the insulation foam.













By ensuring this product is disposed of correctly, you will help prevent potential negative consequences for the environment and human health, which could otherwise be caused.

For more detailed information about recycling of this product, please contact your local council, your household waste disposal service or the shop where you purchased the product, handled by the professionals.

Safety information .....	4
Intended use .....	9
Product description .....	10
Control panel .....	11
Use .....	12
Equipment .....	22
Care and cleaning .....	25
Troubleshooting .....	27
Installation .....	30
Technical data .....	34
Customer service .....	36

## Accessories

Check the accessories and literature in accordance with this list:

	HTF-540DGG7	HTF-520IP7 HCR5919EHMB HCR5919EHMP	HTF-520WP7	HTF-540DP7 HCR5919FOPG HCR5919ENMB HCR5919ENMP		HTF-540DGG7	HTF-520IP7 HCR5919EHMB HCR5919EHMP	HTF-520WP7	HTF-540DP7 HCR5919FOPG HCR5919ENMB HCR5919ENMP
 Water pipe*1		√	√		 Ice shovel*1		√		
 Water filter*1		√	√		 Energy-label*1	√	√	√	√
 1/2" adapter with valve*1		√	√		 Warranty card*1 Extended warranty card*1	√	√	√	√
 clip*2		√	√		 User manual*1 OK*Sticker User Manual*1	√	√	√	√
 spacer*3	√	√	√	√	 Ice cube tray*2	√		√	√
 Egg tray*2	√	√	√	√	 3/4" adapter*1		√	√	



### Notice

The list only show the key accessories. Other accessories in kind prevail.

# Obsah je uzamčen

**Dokončete, prosím, proces objednávky.**

**Následně budete mít přístup k celému dokumentu.**



**Proč je dokument uzamčen? Nahněvat Vás rozhodně nechceme. Jsou k tomu dva hlavní důvody:**

- 1) Vytvořit a udržovat obsáhlou databázi návodů stojí nejen spoustu úsilí a času, ale i finanční prostředky. Dělali byste to Vy zadarmo? Ne\*. Zakoupením této služby obdržíte úplný návod a podpoříte provoz a rozvoj našich stránek. Třeba se Vám to bude ještě někdy hodit.

*\*) Možná zpočátku ano. Ale vězte, že dotovat to dlouhodobě nelze. A rozhodně na tom nezbohatneme.*

- 2) Pak jsou tady „roboti“, kteří se přiživují na naší práci a „vysávají“ výsledky našeho úsilí pro svůj prospěch. Tímto krokem se jim to snažíme překazit.

A pokud nemáte zájem, respektujeme to. Urgujte svého prodejce. A když neuspějete, rádi Vás uvidíme!