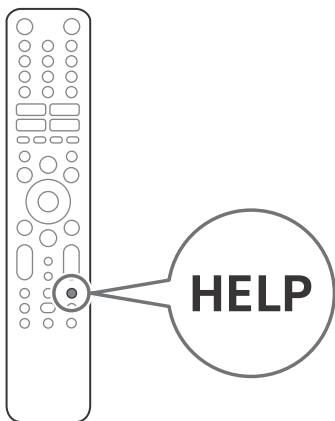


SONY®

5-024-935-12(1)



Television



BRAVIA

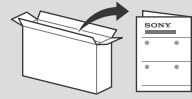
Reference Guide	GB
Guide de référence	FR
Guía de referencia	ES
Referentiegids	NL
Referenzanleitung	DE
Guia de referència	PT
Guida di riferimento	IT
Referensmaterial	SE
Referencevejledning	DK
Viiteopas	FI
Referanseveiledning	NO
Przewodnik	PL
Referenční příručka	CZ
Referenčná príručka	SK
Felhasználói útmutató	HU
Ghid de referință	RO
Информация за продукта	BG
Οδηγός αναφοράς	GR
Başvuru Kılavuzu	TR
Справочник	RU
Довідковий посібник	UA

About Manuals

This TV comes with the following manuals. Please retain the manuals for future reference.

Setup Guide

- TV installation and setup.



Reference Guide (this manual) / Safety Documentation

- Safety information, remote control, troubleshooting, wall-mount installation, specification, etc.



Help Guide (On screen Manual)

- Settings, functions, Internet connection, troubleshooting, etc.
- To open it, press the **HELP** button on the remote control and select Help Guide.




- You can refer to the Help Guide with your smartphone.



https://rd1.sony.net/help/tv/iaep1/h_aep/

Setting menus are subject to change without notice.

IMPORTANT - Read the End User Software Licence Agreement before using your Sony product. Using your product indicates your acceptance of the End User Software Licence Agreement. The software licence agreement between you and Sony is available online at Sony website (<https://www.sony.net/tv-software-licenses/>) or on your product screen. Press  (Quick Settings) on the remote control and select [Settings] → [System] → [About] → [Legal information] → [Notices and licences].

Note

- Before operating the TV, please read the "Safety Information".
- Read the supplied safety documentation for additional safety information.
- Images and illustrations used in the Setup Guide and this manual are for reference only and may differ from the actual product.
- The "x"/"xx" that appears in the model name corresponds to a numeric digit, related to design, colour or TV system.

Location of the identification label

Labels for the TV Model No., Production Date (year/month)* and Power Supply rating are located on the rear of the TV or package.

* Only on limited region/country/TV model.

IMPORTANT NOTICE

Notice for Radio Equipment

Hereby, Sony Corporation declares that the radio equipment types KD-85X85J, KD-75X89J, KD-75X85J, KD-65X89J, KD-65X85J, KD-55X89J, KD-55X85J, KD-50X89J, KD-50X85J, KD-43X89J, KD-43X85J are in compliance with Directive 2014/53/EU. The full text of the EU declaration of conformity is available at the following internet address: <https://compliance.sony.eu>

Hereby, Sony Corporation declares that the radio equipment types KD-85X85J, KD-75X89J, KD-75X85J, KD-65X89J, KD-65X85J, KD-55X89J, KD-55X85J, KD-50X89J, KD-50X85J, KD-43X89J, KD-43X85J are in compliance with the UK relevant statutory requirements. The full text of the declaration of conformity is available at the following internet address: <https://compliance.sony.co.uk>

For this radio equipment, the following restrictions on putting into service or of requirements for authorization of use apply in AT, BE, HR, CY, CZ, DK, EE, FI, FR, DE, EL, HU, IE, IT, LV, LT, LU, MT, NL, PL, PT, SK, SI, ES, SE, UK, UK (NI), IS, LI, NO, CH, BG, RO, TR, AL, BA, MK, MD, RS, ME, Kosovo :
5150 - 5350 MHz band is restricted to indoor operations only.

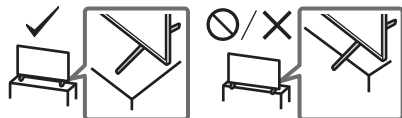
Safety Information

Installation/Set-up

Install and use the TV set in accordance with the instructions below in order to avoid any risk of fire, electric shock or damage and/or injuries.

Installation

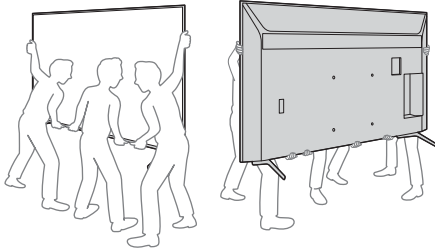
- The TV set should be installed near an easily accessible mains socket.
- Place the TV set on a stable, level surface to prevent it from falling over and causing personal injury or property damage.
- Install the TV where it cannot be pulled, pushed, or knocked over.
- Install the TV so that the TV's Table-Top Stand does not protrude out from the TV stand (not supplied). If the Table-Top Stand protrudes out from the TV stand, it may cause TV set to topple over, fall down, and cause personal injury or damage to the TV.



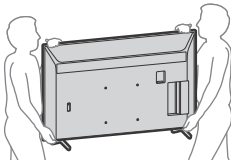
Transporting

- Before transporting the TV set, disconnect all cables.
- Two or more people (three or more people for KD-85X8xJ / 85X8xTJ) are needed to transport a large TV set.
- When transporting the TV set by hand, hold it as shown below. Do not put stress on the LCD panel and the frame around the screen.
- When lifting or moving the TV set, hold it firmly from the bottom.

KD-85X8xJ / 85X8xTJ

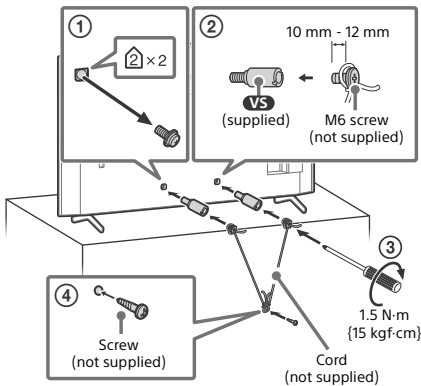


KD-75X8xJ / 75X8xTJ / 65X8xJ / 65X8xTJ / 55X8xJ / 55X8xTJ / 50X8xJ / 50X8xTJ / 43X8xJ / 43X8xTJ



- When transporting the TV set, do not subject it to joits or excessive vibration.
- When transporting the TV set for repairs or when moving, pack it using the original carton and packing material.

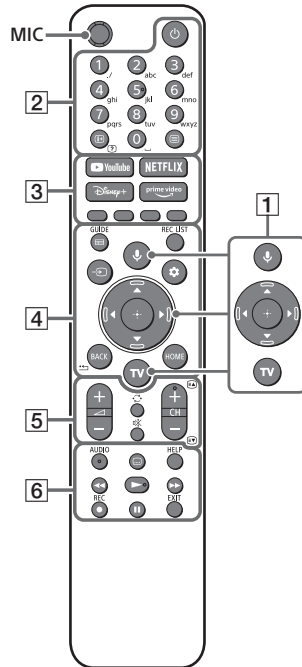
Topple prevention



Remote Control and TV

The remote control shape, layout, availability and function of remote control buttons may vary depending on your region/country/TV model/TV settings.

GB



- 1** (Microphone) / (Google Assistant): Use Google Assistant*¹*² or voice search*².

For hints on how to control your TV, press the microphone button on the remote control and say "voice hints".*¹

: On screen menu navigation and selection.

TV: Display TV channel list or switch to input.

- 2** (Power)

Number buttons

/ (Info/Text reveal): Display information.

(Text): Display text information.

- 3** YouTube™ / NETFLIX / Disney+ / Prime Video / Colour buttons

Obsah je uzamčen

Dokončete, prosím, proces objednávky.

Následně budete mít přístup k celému dokumentu.



Proč je dokument uzamčen? Nahněvat Vás rozhodně nechceme. Jsou k tomu dva hlavní důvody:

- 1) Vytvořit a udržovat obsáhlou databázi návodů stojí nejen spoustu úsilí a času, ale i finanční prostředky. Dělali byste to Vy zadarmo? Ne*. Zakoupením této služby obdržíte úplný návod a podpoříte provoz a rozvoj našich stránek. Třeba se Vám to bude ještě někdy hodit.

**) Možná zpočátku ano. Ale vězte, že dotovat to dlouhodobě nelze. A rozhodně na tom nezbohatneme.*

- 2) Pak jsou tady „roboti“, kteří se přiživují na naší práci a „vysávají“ výsledky našeho úsilí pro svůj prospěch. Tímto krokem se jim to snažíme překazit.

A pokud nemáte zájem, respektujeme to. Urgujte svého prodejce. A když neuspějete, rádi Vás uvidíme!